

KR345 Edge Stacker


Sort and Tray envelopes more efficiently
with the KR345.

Reduce
labor & increase
productivity
with the
KR345
Edge Stacker!



An all -new concept in mail handling, the KR345 takes hassle out of sorting and traying mail. Part shingle conveyor, part edge stacker, the KR 345 combines the advantage of each system into a simple, laborsaving unit.

Product is shingled in the conventional manner using high-speed in feed table and clutched conveyor belts. A two-position backstop creates offsets in the stream indication zip and bundle breaks. The KR345 then converts the shingled into an upright position. Sliding entire bundles off the side of the conveyor into the mail tray filling quick and easy. For applications where edge stacking is not possible, the KR345 converts into standard shingle conveyor mode.



The KR345's high-speed infeed table and clutched conveyor belts ensure a neat, consistent shingle.



KR345

Edge Stacker

** General Specifications

Physical	English	Metric
Length	7"	177.79 mm
Width	38"	965.19 mm
Height	42"	1066.8 mm
Infeed height	33.2"	843.28 mm
Conveyor exit direction- Left or Right		

Electrical Requirements

Voltage	Amp	Phase	Hz
120 VAC	15	1	60

Operating Speeds

Maximum	Variable to 800 fpm
---------	---------------------


Note: Speeds are dependent on material being fed

Product Capacity


Min stock size	3" x 5"
Max stock size-Edge stacking	6" x 9" & 6" x 11"
Max stock size- Shingle only	9" x 12"
Min stock thickness	Single sheet
Max stock thickness	1/4"

Features & Options

- High speed infeed table
- Two position backstop
- Semi-automatic startup
- Standard inkjet interface
- Shingle only mode
- Batch counter mode
- Mail tray shelf
- Hydraulic lift kit
- Left or right outfeed conveyor
- Stack mark reader



Conveyor belts stop when the flow of product entering the machine stops keeping the shingle consistent. A two-position backstop offsets the shingle indicating zip and bundle breaks.



The flat, shingled stream of mail transitions into vertical position maximizing conveyor space.



Fill trays in one motion by sliding bundles off the side of the conveyor.